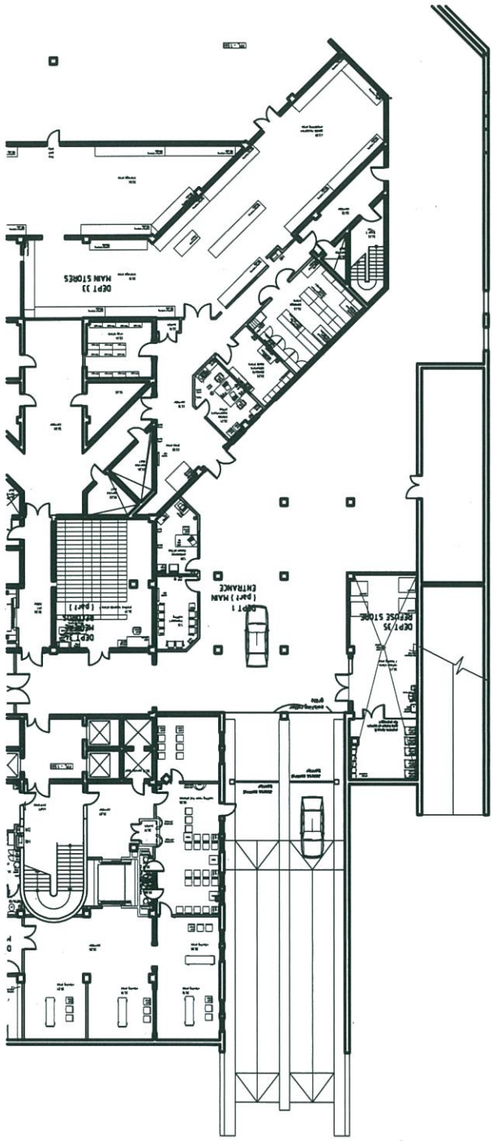

Basement Floor Plan Hospital
scale: 1:200

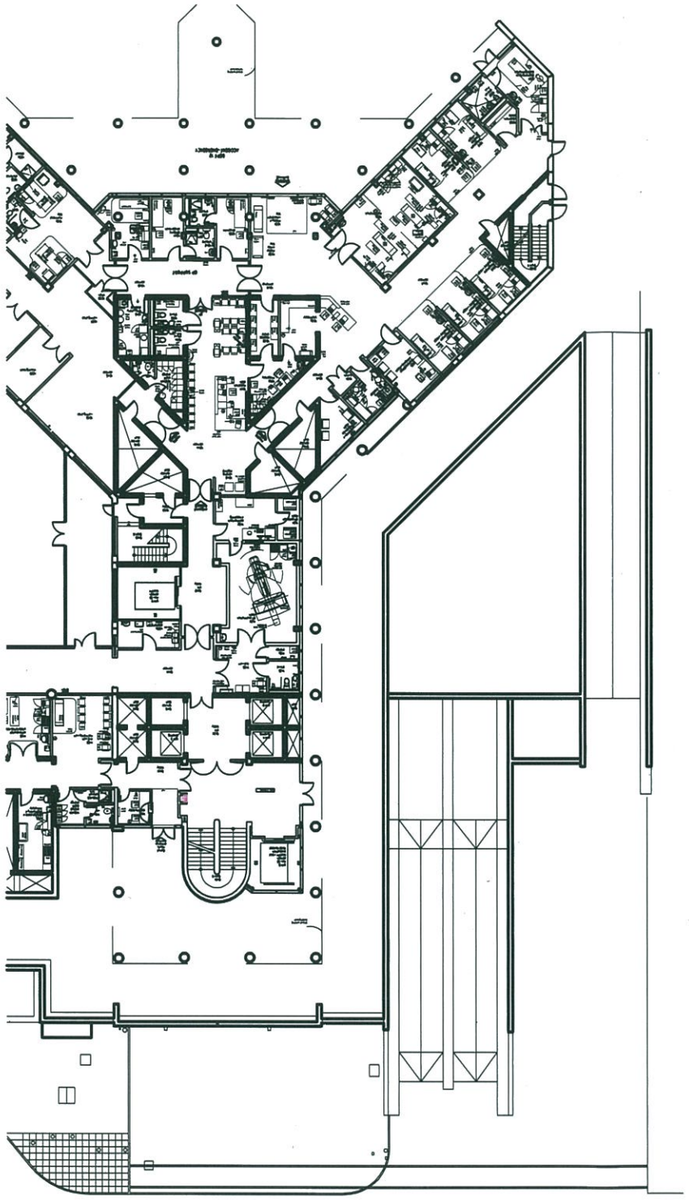

Ground Floor Plan Hospital & for:
Proposed Catering Department Extension
scale: 1:200

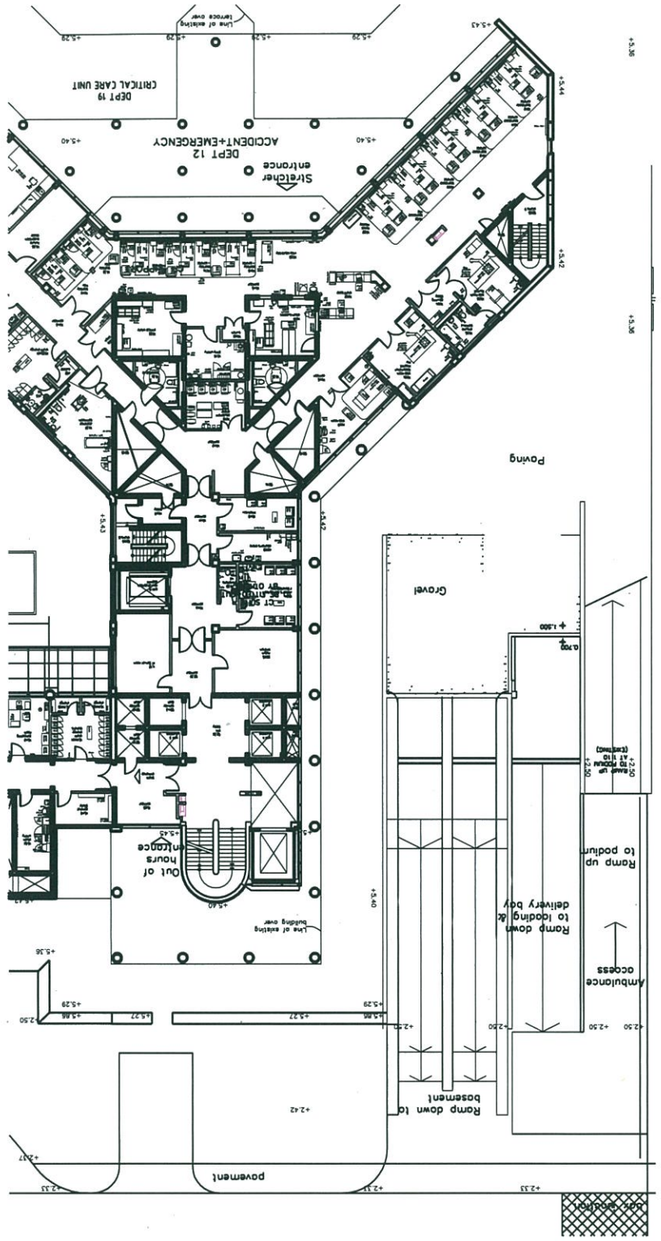

First Floor Hospital &
Roof Plan for: Proposed Catering Department Extension
scale: 1:200

North

0 1m 2m 3m 4m 5m 10m 20m
SCALE BAR

NOTES

Drawing to be read in conjunction with the Architects Specification.
Only selected references from the specification are shown on the drawing.
Please NOTE that the CONTRACTOR is responsible for full cross referencing of the specification and drawings.

All Dimensions shown are in millimeters and must be checked on site and NOT SCALED from these drawings. Any descrepencies must be reported to the Architect.

ALL written dimensions to be checked on site by Contractors / Suppliers.

ALL materials and fittings to be British Standards and Best Quality.

ALL works to comply with the Latest Gibraltar CDM & Health and Safety regulations.

ALL areas disturbed or exposed during works to be made good to MATCH existing adjacent.

The CONTRACTOR is to provide samples of exact finishes and fittings to be approved prior to placement of orders and / or proceeding with the works.

ALL arisings to be carted away and disposed of in accordance with local regulations.

ALL columns and structural elements are indicative ONLY. Refer to Structural Engineer's drawings and specifications for all structural elements.

FOR M&E work refer to M&E Engineer's drawings and specifications.

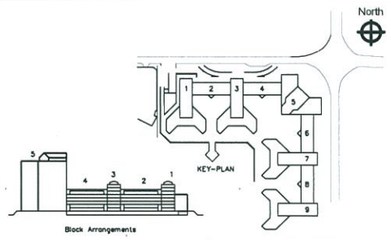

Rev.	Description	Drawn by	Date	Ch'kd by	Date

Gibraltar Health Authority

post: St. Bernard's Hospital
Estates and technical Services
tel: 2002336
email: JohnGerard.O'Reilly@gha.gi
web: www.gha.gi

project: Proposed Catering Extension
client: GHA

location: St. Bernard's Hospital

drawing: Existing Floor Plans
scale: 1/200 @ A1
date: 19.08.13

D102: Existing Floor Plans

Rev. -